


PERIODONTAL PROBES

SONDE PARODONTALI



Blue titanium marking.
Marchiatura in titanio blu.



548/1 PT

(1:1 scale / scala 1:1)



548/1 PT
CP12S-O.M.S.



548/2 PT
CP11



548/3 PT
CP12



548/4 PT
CP15
University of North Carolina



548/5 PT
WHO

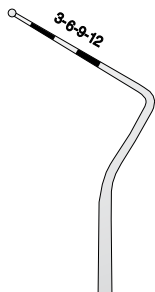


548/6 PT
CP10

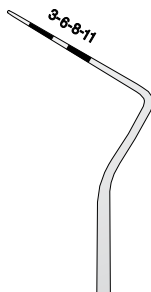


548/1

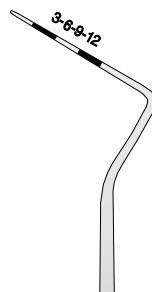
(1:1 scale / scala 1:1)



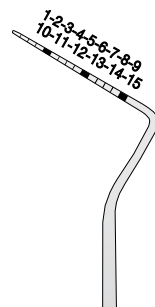
548/1
CP12S-O.M.S.



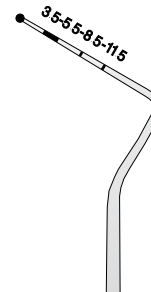
548/2
CP11



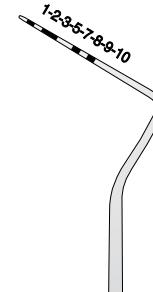
548/3
CP12



548/4
CP15
University of North Carolina



548/5
WHO



548/6
CP10



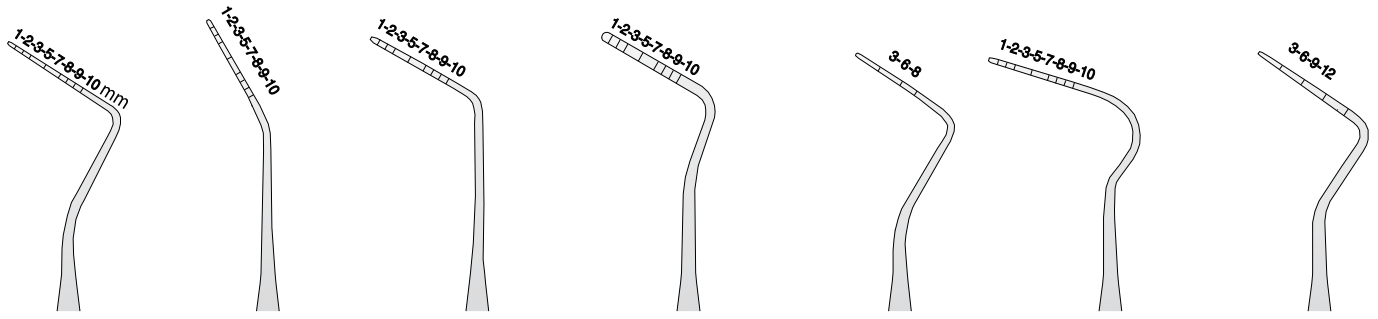
“MEDESYS IN SPOT

Flat shape end ensures a better insertion on lingual or facial area.
Punta piatta per una migliore penetrazione nella zona linguale o facciale.”



546/1

(1:1 scale / scala 1:1)



546/1
Williams

546/2
Merrit A

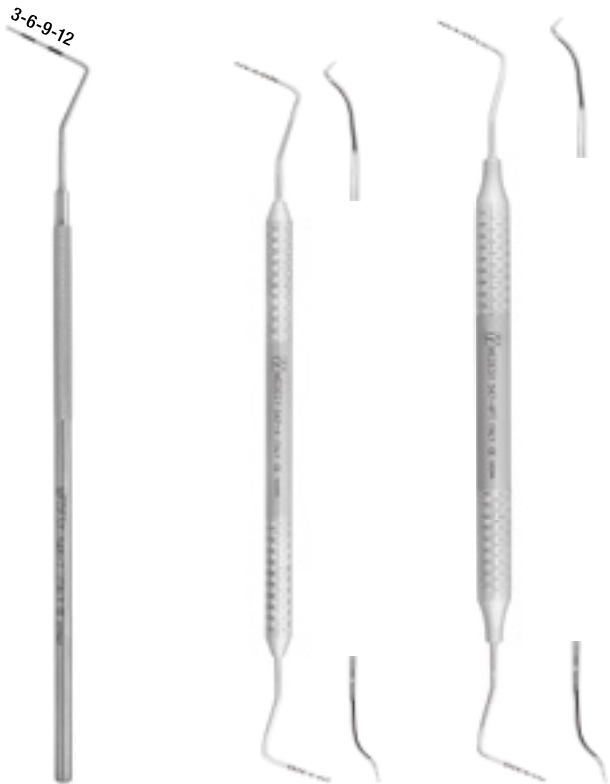
546/3
Merrit E

546/4
Goldman Fox

546/5
University of Michigan

546/6
26 G

546/7
Mercury



The double-curved periodontal probe always ensures optimal visibility and easy handling. Available with 6 mm handle and black laser markings or with 8 mm hollow handle and blue titanium markings.

La sonda parodontale con doppia curvatura assicura sempre un'ottima visibilità e maneggevolezza. Disponibile in manico da 6 mm e tacche nere al laser, o in manico vuoto 8 mm e tacche al titanio blu.



1021/1
Left
Sinistra



1021/2
Right
Destra



548/7FI
Delicate CP12
Handle ø 3,5 mm

547/4
Williams
Doubles

547/4 PT
Williams
Doubles

Pocket marking tweezers
Pinzette
segnatasche

1021
Crane-Caplan
mm 155



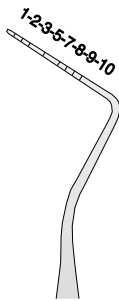
PROBES DOUBLE

SONDE DOPPIE

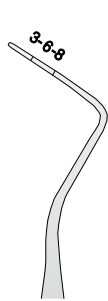


567/23

(1:1 scale / scala 1:1)



567/3
Williams



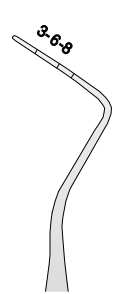
571/3
University of Michigan



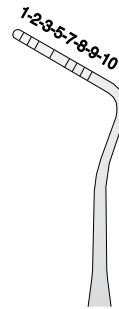
566/16
Goldman-Fox



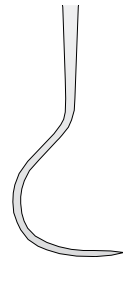
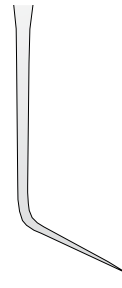
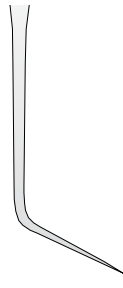
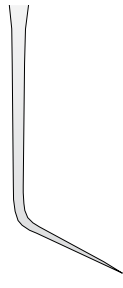


567/16
Williams



571/16
University of Michigan

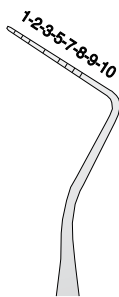


566/23
Goldman-Fox



570/2

(1:1 scale / scala 1:1)



567/23
Williams



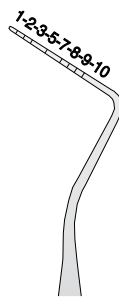
571/23
University of Michigan



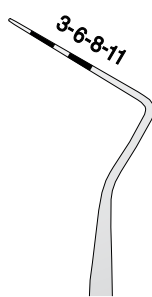
568/1
Goldman-Fox
Williams



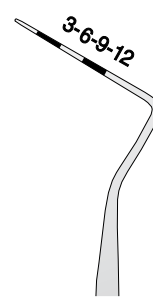
566/17
Goldman-Fox



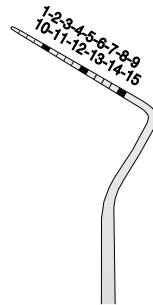
567/17
Williams



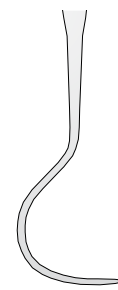
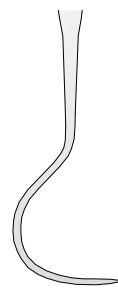
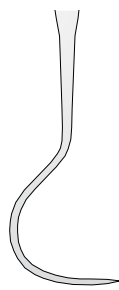
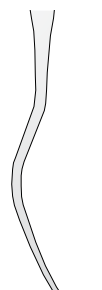
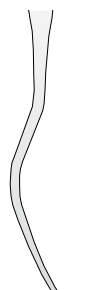
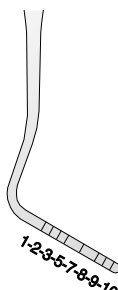
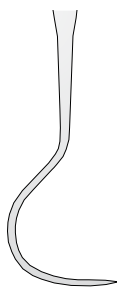
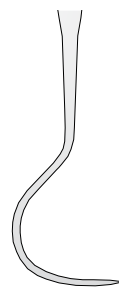
570/1
CP11/23



570/2
CP12/23



570/3
CP15/23



PERIODONTAL / PARODONTOLOGIA